

Calico

Spanish[®]

Curriculum Resource Guide



Get to know the Calico Spanish curriculum

With Calico Spanish, you can guide young learners on a journey to speak Spanish—even if you don't already speak Spanish. The Calico Spanish curriculum spans four levels:



Level A:
I Am Special



Level B:
I Love My Family



Level C:
I Live Here



Level D:
Welcome to the Farm

Each level contains eight units. The foundation of every unit is an engaging, animated video story that immerses learners in the Spanish language. Each unit consists of 11 to 13 lesson plans that require from 20 to 40 minutes to complete.

Take a look at what your subscription access includes:



In total, Calico Spanish's four levels contain over **300 hours** of planned lessons and activities.

Sample Teaching Schedule

If learners meet for 20-30 minutes 3 times per week:

Year 1	Year 2	Year 3	Year 4	Year 5
Level A "I Am Special"	Level B "I Love My Family"	Level C "I Live Here"	Level C "I Live Here" Level D "Welcome to the Farm"	Level D "Welcome to the Farm"

What can learners accomplish with Calico Spanish?

Calico Spanish Level A: "I Am Special"

By the end of Level A, your learners will be able to complete the following learning objectives in Spanish:

- I can describe something as big or small.
- I can identify a monkey and a fish.
- I can identify the days of the week.
- I can understand a simple story.
- I can ask and answer simple questions.
- I can greet someone and introduce myself.
- I can describe myself, including:
 - my name
 - my age
 - how I am feeling
 - what I am like
 - what I like to do
 - what I have

Calico Spanish Level B: "I Love My Family"

By the end of Level B, your learners will be able to complete the following learning objectives in Spanish:

- I can describe someone as old or young.
- I can identify a dog, a cat, and a rabbit.
- I can identify the months of the year.
- I can say today's date.
- I can talk about birthdays, sports, and animals.
- I can understand and summarize a simple story.
- I can ask and answer simple questions about likes and dislikes.
- I can ask and answer the question "How many?"
- I can describe my family and loved ones, including:
 - family terms
 - names
 - pets
 - attributes
 - likes and dislikes

Calico Spanish Level C: "I Live Here"

By the end of Level C, your learners will be able to complete the following learning objectives in Spanish:

- I can identify a frog and a mouse.
- I can identify my favorite foods and drinks.
- I can describe myself as hungry or thirsty.
- I can identify whether I want or need something.
- I can tell time to the hour and half hour.
- I can welcome someone to my home.
- I can identify and describe rooms in a house.
- I can ask and answer simple questions about the home.
- I can ask and answer simple questions about my daily routine.
- I can categorize something as a person, place, or thing.

Calico Spanish Level D: "Welcome to the Farm"

By the end of Level D, your learners will be able to complete the following learning objectives in Spanish:

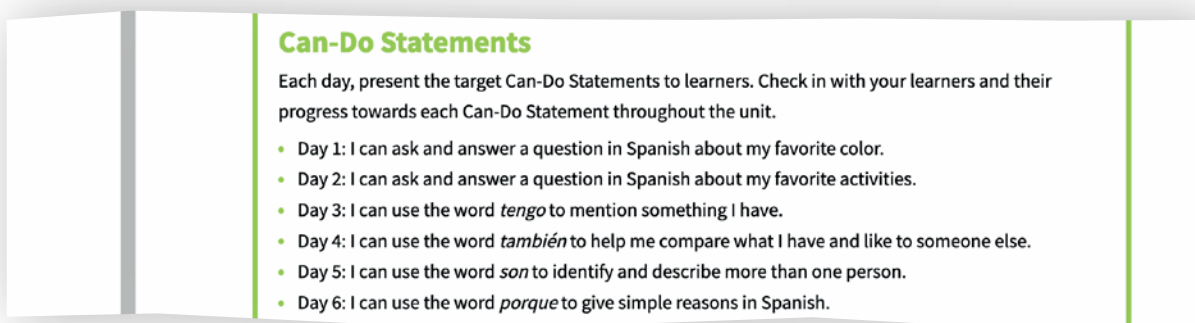
- I can identify farm animals and the sounds they make.
- I can suggest different foods to match meal times throughout the day.
- I can ask and answer simple questions about the weather.
- I can describe how often events happen.
- I can identify parts of the body and explain if something hurts.
- I can describe how I feel.
- I can give my opinion.
- I can compare and contrast items.
- I can use connecting words to order a storyline or events on a timeline.
- I can give directions using the words for left and right, near and far, north and south.
- I can describe each season of the year, including:
 - identifying and describing different weather conditions
 - suggesting appropriate clothing to wear in different weather conditions
 - identifying activities to do in each season
 - identifying my favorite seasons

Ready to explore Calico Spanish for yourself?

EXPLORE 8 FULL UNITS FOR 7 DAYS WITH YOUR
FREE TRIAL AT CALICOSPANISH.COM

Objectives

Every unit starts by introducing clear, achievable objectives so you and your learners can be on the same page. Check out the Can-Do Statements from Level A Unit 7:



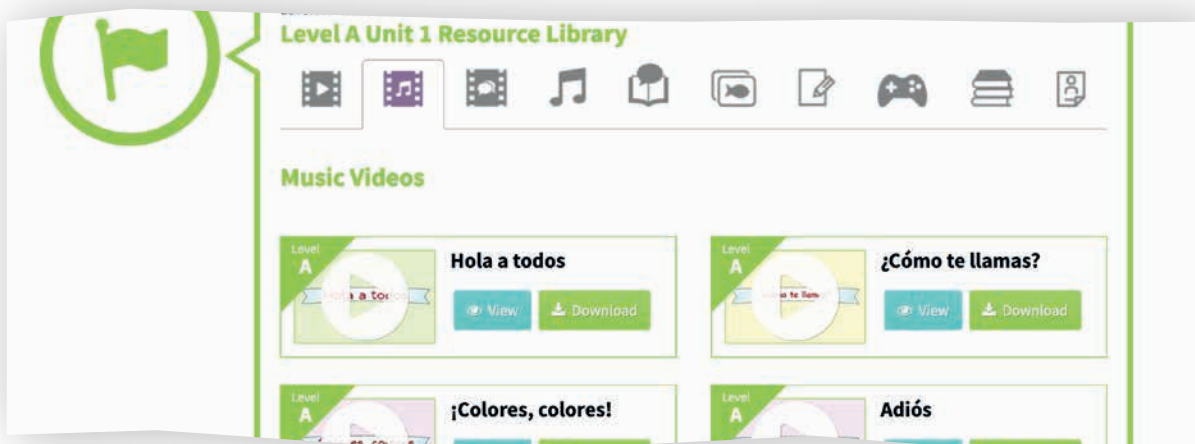
Can-Do Statements

Each day, present the target Can-Do Statements to learners. Check in with your learners and their progress towards each Can-Do Statement throughout the unit.

- Day 1: I can ask and answer a question in Spanish about my favorite color.
- Day 2: I can ask and answer a question in Spanish about my favorite activities.
- Day 3: I can use the word *tengo* to mention something I have.
- Day 4: I can use the word *también* to help me compare what I have and like to someone else.
- Day 5: I can use the word *son* to identify and describe more than one person.
- Day 6: I can use the word *porque* to give simple reasons in Spanish.

Resources

In every Unit Guide, you'll find a list of the supplies and resources you need to start teaching. Each resource is either one we've created and provided for you or a supply you'll readily find in your education environment. Digital copies of Calico Spanish resources are available to members in our online Resource Library. Through your online membership, you have access to printable documents for all flashcards, posters, activity sheets, and more. You may also choose to purchase professionally printed, full-color resources in our shop. Check out the following dashboard containing Calico Spanish resources available for Level A Unit 1:



Level A Unit 1 Resource Library

Music Videos

- Level A: **Hola a todos** (View, Download)
- Level A: **¿Cómo te llamas?** (View, Download)
- Level A: **¡Colores, colores!**
- Level A: **Adiós**

Vocabulary

Calico Spanish takes an immersive and practical approach to helping young learners expand their vocabulary. We choose each unit's vocabulary based on two questions:

- What words and phrases will learners want to use in real life?
- What vocabulary helps tell this unit's story?

Every Unit Guide lists new vocabulary in Spanish and English. Throughout the online lesson plans, learners watch vocabulary videos that present visual cues paired with a native speaker's pronunciation of each new word or phrase.

Check out the following screen grab from Level D Unit 2's vocabulary review video:



The screenshot shows a video player interface. On the left, there is a yellow circular icon with a play button. The video content includes:

- Level D > Unit 2 > Day 3
- Video Story: A repasar: Vocabulario**
- Show the video "Unit 2 A repasar: Vocabulario" to review previously learned vocabulary.
- Unidad 2
- La mariposa en la tempestad
- A Repasar - Vocabulario
- Calico Spanish logo
- A cartoon sheep wearing a red hat and holding a sign that says "Nivel D".
- Video player controls at the bottom showing a play button, a progress bar at 01:02, and volume, settings, and full screen icons.

Video Story

The foundation of every unit is the video story, which features engaging, animated characters interacting in natural Spanish. Learners will listen for target vocabulary as they watch the video stories, gaining new understanding and noticing new language patterns with each rewatch. Access to all 32 of our video stories is included in your online membership.

Check out the following screen grab from Level A Unit 6's video story:

Level A > Unit 6 > Day 5
Video Story: A María le gusta saltar
Watch the video story, and encourage learners to answer the narrator's introductory questions. Ask learners to jump when they hear the word *salto* and to sing into an imaginary microphone when they hear the word *canto*.

Sí, ¡María es una mona!

[View Script](#) [Download Script](#)

One of Calico Spanish's language instruction philosophies is to repeat without being repetitive. As learners become acquainted with each unit's video story, we include a variety of creative suggestions to prompt learners to interact with videos in new ways each time they rewatch, including:

- Jump when you hear a form of *saltar*!
- When you hear the word on your flashcard, wave it in the air!
- Who can find something *azul* in this scene?

Calico Comics

Every unit contains a Calico Comic, a resource new to the Calico Spanish curriculum. Calico Comics are detailed, colorfully-illustrated stories that immerse learners into the rich culture of Spanish-speaking nations. Within every comic, readers embark on a captivating journey through an authentic backdrop, inviting them to interact more with the Spanish language, discuss unique storylines, and discover new details about the Calico Spanish characters and the real world.

For example, in Level A Unit 4, learners will embark on an adventure to Buenos Aires, Argentina, where they will follow the Calico Spanish characters inside a local museum. Our talented artists meticulously examined genuine paintings and sculptures from the museum's digital collection in order to bring them to life in this comic's vivid illustrations. Guided by our Calico Spanish characters, learners can embark on an enthralling exploration of the museum and the vibrant city of Buenos Aires, all from the comfort of their own learning environments.



Each comic is written into the lesson plans as an additional story and resource. All comics are accompanied by further resources, such as:

- shareable Google Slides formatted comics
- printable PDF comics
- vocabulary activity sheets
- post-reading activity sheets
- individual comprehension activities

Music Videos

Calico Spanish has created some of the most popular Spanish children's songs on YouTube. Those same beloved songs play an important role in supporting the communicative goals of our lesson plans. Music is a fantastic learning tool for all academic subjects, and a new language is no exception! Throughout the curriculum, learners sing along to songs written using relevant language goals and target vocabulary for each unit. The following example is from Level A, where learners give reasons why they are special, including asking and answering questions about age:



Level A > Unit 5 > Day 1

Community Builder

Sing the song "¿Cuántos años tienes?" Then, ask several learners this question to review how to ask someone's age. Help learners answer in Spanish.

¿Cuántos años tienes? | How old are you?

Tengo ocho años. | I'm eight years old.



For the lyrics to our songs along with their English translations, see the Appendix of this level's Teacher's Guide. You can find PDFs of our full Teacher's Guides by clicking on the purple Resources button at top right. Then, click Teacher's Materials.

[View Song Lyrics](#)

[Download Song Lyrics](#)

Games

Just as Calico Spanish helps children learn through stories and songs, so too do we encourage children to learn language through play. Language acquisition research results show that games that involve more senses and movement foster long-term memory. Learners' communicative skills will grow as they use Spanish to play both new and familiar games. In the Calico Spanish curriculum, you'll find engaging games (along with instructions) woven into every unit, including:

- *Búsqueda* (I Spy)
- *Matamoscas* (Flyswatter)
- *Dígalo con mímica* (Charades)
- *Diego dice* (Simon Says)
- *Pañuelo* (Handkerchief)

Check out the following game instructions from Level C Unit 4:



Level C > Unit 4 > Day 8

Game: Pañuelo

Play the game *Pañuelo* once.


Let's Play:

In the video story, our *amigos* play *Pañuelo*, which is a game common in several Spanish-speaking countries. Play *Pañuelo* with the vocabulary words *rojo*, *gris*, and *verde*. Depending on how many players you allow, you can increase or reduce the number of color words you use.

Pañuelo is a children's game historically common in several Spanish-speaking countries. Traditionally, the game is played with numbers. A group of children is divided into two equal groups and within each team, each child is assigned a number, beginning with one.

Someone stands in a place equidistant from the two teams, holding a handkerchief. This person in the middle calls out a number, and the child on each team that was assigned that number races to grab the handkerchief before the child from the other team can reach it. The child who grabs the handkerchief first races back to her original position, but if the child who didn't get the handkerchief can catch her first, then he wins the point, and she loses.

You can enjoy playing this game with any vocabulary, not just numbers. Try assigning children colors, food words, and more. You need a minimum of four players and two category words in order to play, and the game can be played with as many players as you like.



[View Game Instructions](#)

[Download Game Instructions](#)

Lesson Plans

Calico Spanish supplies flexible, engaging, step-by-step lesson plans written by teachers for teachers. We're ready to give you all the support you need to start teaching young learners to communicate in authentic Spanish. We've found that members love using our lesson plans in one of three ways:

1. Teach using the step-by-step plans accompanied by all video and PDF resources in the online website.
2. Teach referencing checklist-style lesson plans, found in each unit guide.
3. Combine elements of multiple lesson plans in an order and timing that works for your learners on your schedule.

Throughout every unit, you'll find ideas for writing, exploring your environment, and more extension options to encourage more interaction with the Spanish language.

Check out the unit overview from Level A Unit 1:

Level A > Unit 1 > Start Here

Start Here: Level A Unit 1 Overview

Welcome to the first unit of Calico Spanish Level A! In this unit, your learners will learn how to introduce themselves and greet others in Spanish. They will also begin to explore colors and focus specifically on the color blue. Below are the Can-Do Statements for this unit and resources to help you prepare to begin teaching.

Can-Do Statements

Each day, present the target Can-Do Statements to learners. Check in with your learners and their progress towards each Can-Do Statement throughout the unit.

- Day 1: I can use *hola* and *adiós* to greet and say goodbye in Spanish.
- Day 2: I can use appropriate Spanish greeting phrases throughout the day.
- Day 3: I can use *sí* and *no* to answer simple questions in Spanish.
- Day 4: I can describe something as blue in Spanish.
- Day 5: I can answer when someone asks in Spanish what my name is.
- Day 6: I can find out someone's name using Spanish.
- Day 7: I can use *mucho gusto* to respond to meeting someone.
- Day 8: I can participate in a simple conversation to greet a new friend.
- Day 9: I can help our Calico Spanish characters tell someone their names. I can introduce myself in Spanish.
- Day 10: I can understand a simple story in Spanish.
- Day 11: I can understand a simple story in Spanish.
- Day 12: I can understand a simple story in Spanish.


Attached is the Google Doc Unit Overview that can be copied and edited with your notes for each unit! Click below to access the Google Doc.

[View Unit Guide](#) [Download Unit Guide](#) [Google Unit Guide](#)

Assessments

Calico Spanish helps you set your young learners up for success by incorporating assessments throughout the lesson plans. In order to practice skills and demonstrate learning, learners complete formative assessments in the form of activity sheets at regular checkpoints within each unit. Summative assessment activity sheets appear at the end of each unit to help teachers gauge learners' ability to complete unit objectives (Can-Do Statements) and advance to the next unit. In addition, every level ends with an assessment titled *Sí, ¡se puede!* (Yes, you can!) to help teachers evaluate learners' success in accomplishing level-wide objectives.

Check out the final assessment from Level A Unit 8:




Level A > Unit 8 > Day 9

Activity Sheet: *Sí, ¡se puede!*

Direct learners to complete the *Sí, ¡se puede!* activity sheet. This is the final assessment in Level A! *María la mona* and *Pedro el pez* want to know all about each learner. Use the activity sheet to help learners answer the questions from the dialogues throughout Level A. When they're finished, each learner should be ready to volunteer to answer the questions in the *Preguntas* video.

Rationale

Pushing young learners too fast in their language journey will end in frustration for everyone. Be sure that your learners are able to accomplish most, if not all, of the goals for this level before moving onto the next level. This level's *Sí, ¡se puede!* activity sheet will help you determine whether learners are ready for Level B.



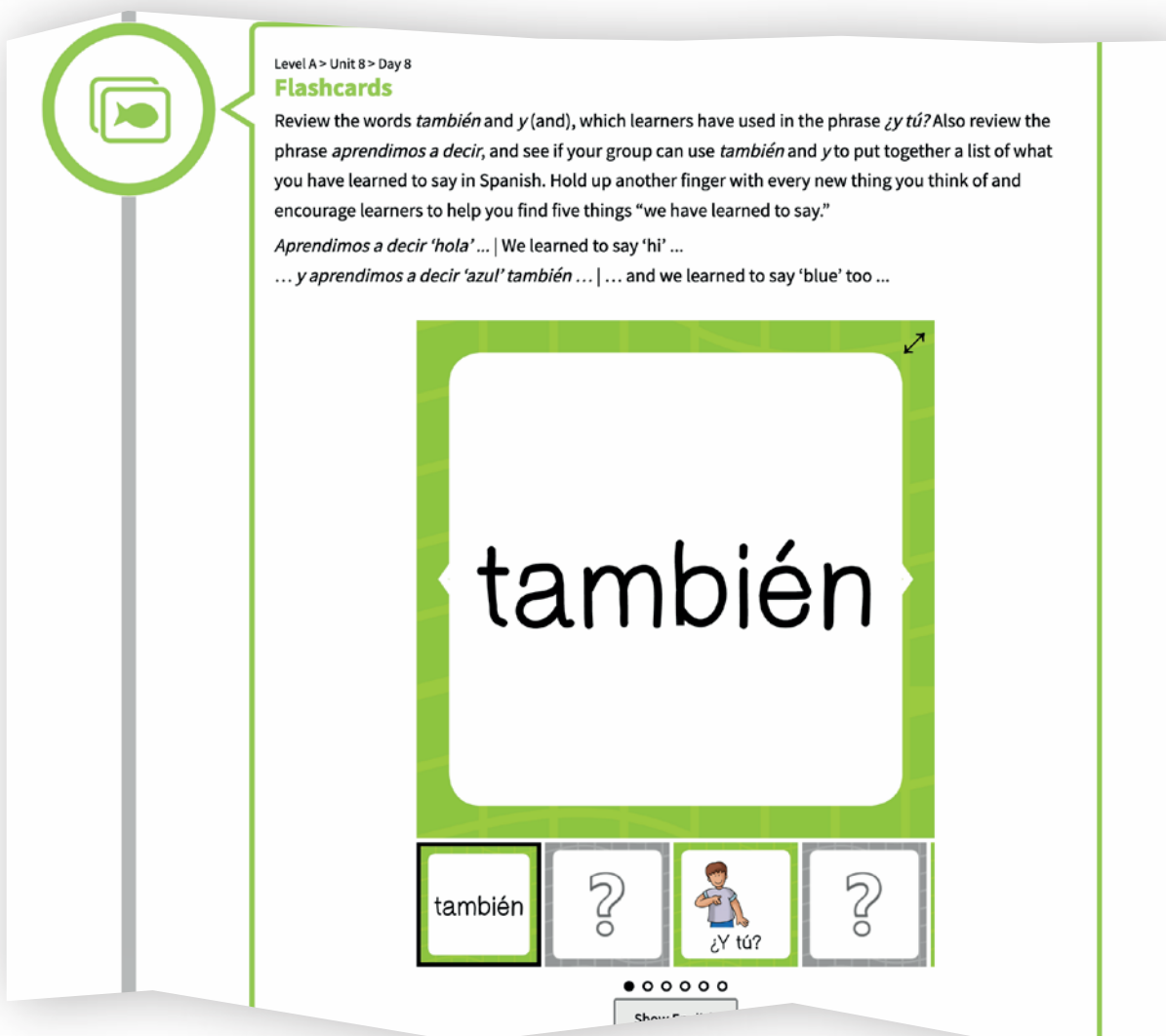
Looking for the all-Spanish version of the activity sheets? Look [here](#).

[View Activity](#) [Download Activity](#) [Google Activity](#)

Review

Repetition plays a vital role in the cognitive process of moving new language skills into long-term memory. Calico Spanish recycles previous information throughout every lesson to ensure young learners have copious opportunities to develop lasting language skills. Each unit's lesson plans contain review sessions to refresh learners' memory on vocabulary they can expect to encounter again in the current unit. Lesson plans include teaching tips for refreshing and establishing memory through games, songs, and more. Finally, the last few days of each unit contain regular options to invite learners to experience favorite video stories, comics, songs, and other activities they haven't seen in a while.

Check out this flashcard review activity from Level A Unit 8:




Level A > Unit 8 > Day 8

Flashcards

Review the words *también* and *y* (and), which learners have used in the phrase *¿y tú?* Also review the phrase *aprendimos a decir*, and see if your group can use *también* and *y* to put together a list of what you have learned to say in Spanish. Hold up another finger with every new thing you think of and encourage learners to help you find five things "we have learned to say."

Aprendimos a decir 'hola' ... | We learned to say 'hi' ...
... y aprendimos a decir 'azul' también ... | ... and we learned to say 'blue' too ...



● ● ● ● ● ●

Show

Culture

Language and culture are inextricably intertwined, but how does one communicate that in the classroom? Calico Spanish believes that no teacher or learner's language skills are too elementary to understand the rich cultural products, practices, and perspectives affecting the Spanish language. Our innovative culture capsules guide both teachers and learners in discussions of how culture affects language and what language can tell us about culture.

Calico Spanish's culture capsules are built on an inquiry model:

1. Together, you and your learners explore cultural content directly related to the language content in the Calico Spanish curriculum.
2. You and your learners engage in asking deep cultural questions, researching answers, and forming well founded opinions.
3. Learners complete an assessment based on ACTFL Intercultural Competency standards.

Culture Capsule

Days of the Week

Your learners are learning to talk about the days of the week in Spanish, but the order in which these are typically listed is not the same across cultures. How is a Spanish language calendar different? What are some interesting facts about the origins of the days of the week?

Can-Do Statements

- I can write the days of the week in Spanish.
- I can recognize the names of the planets in Spanish.
- I can name one difference between the United States' calendar and Spanish-speaking countries' calendars.

Discussion

Introduce learners to the cultural concept with this discussion. (10 minutes)

English	Spanish
"Today is..." (learner response)	"¿Qué día es hoy?" (learner response)
"Yesterday was..." (learner response)	"¿Si Hoy es (day of the week)."
"Tomorrow will be..." (learner response)	"¿Qué día fue ayer?" (learner response)
"The first day of the week is..." (learner response)	"¿Si Ayer fue (day of the week)."
	"¿Qué día será mañana?" (learner response)
	"¿Si Mañana será (day of the week)."

Show a picture of a calendar from a Spanish-speaking country and a traditional calendar from the United States. Ask learners what similarities and differences they notice. Allow learners to give answers before moving on in the discussion. Explain to learners that the first day of the week in Spanish-speaking countries is not Sunday. Ask learners if they know what the first day of the week is in Spanish-speaking countries and give praise to anyone who guesses Monday or *lunes*. Use the model below as a guide for your discussion.

"Did you know that in Spanish-speaking countries, the first day of the week is not Sunday?"

"Does anyone know what the first day of the week on the Spanish calendar is?" (learner response)

"That's right; it is Monday."

Day	Space Connection	Fun fact
<i>lunes</i>	This comes from the word <i>luna</i> which means "moon".	Our moon looks different on different days and changes throughout the month. Has anyone ever noticed that it sometimes looks different?
<i>martes</i>	Mars / <i>Marte</i>	This is the fourth planet from the Sun. It is the red planet.
<i>miércoles</i>	Mercury / <i>Mercurio</i>	This is the smallest planet and the closest to the Sun. It's really hot.
<i>jueves</i>	Jupiter / <i>Júpiter</i>	This is the largest planet, and it has its own moons.
<i>viernes</i>	Venus / <i>Venus</i>	This planet is second from the Sun, and it's the closest planet to Earth.
<i>sábado</i>	Saturn / <i>Saturno</i>	This is the second-largest planet, and it has its own rings. In English, Saturday comes from the word Saturn. In Spanish, the word for Saturn is <i>Saturno</i> . In Spanish, <i>sábado</i> means "the day of rest".
<i>domingo</i>	Sun / <i>El sol</i>	Our Sun keeps us all warm! It's a giant ball of fire! <i>Domingo</i> in many cultures means "day of the Lord", and many ancient people thought the Sun was a god. In English, the word "Sunday" references the sun (<i>el sol</i>).

Excerpt from Level A Unit 3's culture capsule

Digital Learning Options

The Calico Spanish curriculum is designed for use by an adult guide (e.g., teacher, parent), and the full online curriculum is accessible with the purchase of a subscription. To protect children’s privacy, we don’t offer student logins. However, we have developed several ways for teachers to support learners in remote learning situations.



Using an LMS?

We’ve formatted each lesson plan’s activity sheets to be uploadable into Google Classrooms as slides. These Google Slides are directly accessible through our website’s online lesson plans. Each Google Slides activity sheet can be uploaded to any learning management system.



At-Home Video Access

Your learners and their families can view any curriculum video at home via an exclusive, password-protected page. Access includes video stories, music videos, songs, dialogue videos, and storybook videos.

Each school receives a unique, password-protected webpage to share with families. Through this page, learners and their families can view videos outside of the classroom and support Spanish language learning anytime. In addition, teachers can share links to specific videos, accessed with the same password, to create effective virtual learning lesson plans.

Pricing for the at-home video access add-on is calculated by the number of families accessing content through your school’s webpage. For one calendar year, access for up to 100 families starts at just \$149.



Gamify learning!

Share our Games & Videos page on your school webpage, in newsletters, on social media, or wherever you communicate with your stakeholders! It’s always free - free to use, free of logins or signups, and free of external ads. Explore our collection at calicospanish.com/learn-spanish-with-videos

Elementary Spanish Curriculum

