

Calico

Spanish[®]




Calico Spanish Stories Scope & Sequence



Calico Spanish Stories Scope & Sequence

With Stories from Calico Spanish, you can guide young children on a journey to speak Spanish. **Even if you don't speak Spanish.**

Calico Spanish Stories spans four Levels:

 <p>Level A: I Am Special</p>	 <p>Level B: I Love My Family</p>	 <p>Level C: I Live Here</p>	 <p>Level D: Welcome to the Farm</p>
--	--	--	---

Each Stories level contains eight units. The foundation of every Stories unit is an engaging animated Video Story that immerses children in the language they're intended to acquire. Each unit provides between 11 and 13 lesson plans that require 20-40 minutes to complete.

Sample Teaching Schedule

Scenario: Learners meet for 20-30 minutes 3 times per week

Year 1	Year 2	Year 3	Year 4	Year 5
<p>Level A "I Am Special"</p>	<p>Level B "I Love My Family"</p>	<p>Level C "I Live Here"</p>	<p>Level C "I Live Here" Level D "Welcome to the Farm"</p>	<p>Level D "Welcome to the Farm"</p>

Take a look at what your access includes:

<p>4 Levels</p>	<p>32 Video Stories</p>	<p>365 Lesson Plans</p>	<p>27 Song Videos</p>	<p>15 Storybook Videos</p>
<p>549 Flash Cards</p>	<p>99 Activity Sheets</p>	<p>20+ Games</p>	<p>24 Posters</p>	<p>16 Culture Capsules</p>

What can children do with Stories?

Calico Spanish Stories is an elementary Spanish curriculum aligned with the standards set by the American Council on the Teaching of Foreign Languages. (See <https://calicospanish.com/standards-for-foreign-language-learning/> for more information.) By the end of their journey with Stories, most children should be performing using language characteristic of Novice High proficiency on the topics presented.

Stories Level A : I am Special

Unit 1: Hola, ¡soy yo! (Hi, it's me!)

In this unit, children will learn a simple greeting exchange, including telling their names.

Unit Can Do Statements:

- I can tell someone “Hi” or “Good morning” in Spanish.
- I can answer when someone asks me in Spanish what my name is.
- I can point to an object that is *azul*.

Unit 2: Hola, ¡soy grande! (Hi, I'm big!)

In this unit, children will learn to tell their ages.

Unit Can Do Statements:

- I can tell someone in Spanish how old I am.
- I can count to three in Spanish.
- I can tell someone in Spanish that something is blue.

Unit 3: Hola, ¡yo sé el día! (Hi, I know what day it is!)

In this unit, children will learn to tell what day it is.

Unit Can Do Statements:

- I can identify a fish in Spanish.
- I can say in Spanish that something is blue.
- I am starting to identify the days of the week in Spanish.

Unit 4: Hola, ¡estoy bien! (Hi, I'm well!)

In this unit, children will learn to extend the greeting exchange to answer the question, “How are you?”

Unit Can Do Statements:

- I can greet someone in Spanish.
- I can tell someone how old I am in Spanish.
- I can describe something that is *amarillo*.

Unit 5: Hola, ¡soy listo! (Hi, I'm smart!)

In this unit, children will learn to say something about themselves.

Unit Can Do Statements:

- I can say whether I am *grande*, *pequeño* or *pequeña*, and *listo* or *lista*.
- I can tell someone whether something is *grande* or *pequeño*.

Unit 6: Hola, ¡me gusta! (Hi, I like it!)

In this unit, children will learn to say they like something.

Unit Can Do Statements:

- I can use Spanish to tell someone something I like to do.
- I can describe something yellow in Spanish.
- I can identify a monkey in Spanish.

Unit 7: Hola, ¡soy especial! (Hi, I'm special!)

In this unit, children will learn more ways to describe themselves.

Unit Can Do Statements:

- I can describe myself in Spanish with a few basic adjectives.
- I can tell someone in Spanish whether I like something.

Unit 8: Sí, ¡se puede! (Yes, you can!)

In this unit, children will practice talking about themselves.

Unit Can Do Statements:

- I can give a short presentation about myself in Spanish.

Stories Level B : I Love My Family

Unit 1: ¡Es mi cumpleaños! (It's my birthday!)

In this unit, your learners will begin to talk about the months of the year.

Unit Can Do Statements:

- I can begin to identify the months of the year.
- I can identify something brown.
- I can identify a dog.

Unit 2: Son mis padres (These are my parents)

In this unit, your learners will learn to say “I love you” and to talk about their parents.

Unit Can Do Statements:

- I can tell someone “I love you.”
- I can say something about my mom and/or dad.
- I can tell someone else's name.
- I can identify something black.

Unit 3: Tengo hermanos también (I have siblings, too)

In this unit, your learners will learn to talk about siblings.

Unit Can Do Statements:

- I can talk about my brothers and sisters.
- I can describe something as blue, yellow, black, or brown.
- I can count to six.
- I can identify a cat.

Unit 4: Así son mis hermanos (My siblings are like this)

In this unit, your learners will continue to describe siblings.

Unit Can Do Statements:

- I can describe members of my family using several adjectives.
- I can ask and answer the question “¿Cuántos?”
- I can use *tiene* to tell how many brothers and sisters someone has.
- I can identify a rabbit.
- I can identify something white.

Unit 5: Amo a mis abuelos (I love my grandparents)

In this unit, your learners will continue to describe your family by talking about grandparents.

Unit Can Do Statements:

- I can talk about my grandparents.
- I can identify someone that is old or young.
- I can talk about someone running or playing.

Unit 6: A mi hermano le gusta jugar (My brother likes to play)

In this unit, your learners will learn to talk about what other people like to do.

Unit Can Do Statements:

- I can ask simple questions to find out what people like.
- I can talk about what other people like to do using some action words.

Unit 7: Los animales en mi casa (The animals at my house)

In this unit, your learners will learn to talk about pets.

Unit Can Do Statements:

- I can talk about my pets.
- I can react to something I think is cool.
- I can say what animals people like using several animal words.

Unit 8: Sí, ¡se puede! (Yes, you can!)

In this unit, your learners will practice talking about your family.

Unit Can Do Statements:

- I can answer questions and give information about my family, including: family words, names, what people are like, and what others like to do.

Stories Level C : I Live Here

Unit 1: Bienvenido a mi casa (Welcome to my house)

In this unit, children will begin to talk about where they live.

Unit Can Do Statements:

- I can say what time it is on the hour.
- I can welcome someone to my house.
- I can say a few things about my house.
- I can tell someone my address in Spanish.

Unit 2: En la cocina (In the kitchen)

In this unit, your learners will begin to talk about what happens in the kitchen.

Unit Can Do Statements:

- I can politely ask for something to eat or drink.
- I can say I want something.
- I can say that I'm hungry or thirsty.
- I can mention some foods and drinks I like.

Unit 3: Vamos a comer y jugar (Let's eat and play)

In this unit, your learners will talk about eating and playing.

Unit Can Do Statements:

- I can describe something as gray.
- I can name some foods I like or don't like to eat.
- I can identify the kitchen and living room in my house.
- I can begin to explain where something is.
- I can say that I need something.

Unit 4: ¡Vamos a jugar más! (Let's play more!)

In this unit, your learners will continue to talk about playing and your house.

Unit Can Do Statements:

- I can tell time on the hour and half past the hour.
- I can sequence actions using the word *después*.
- I can say what I have to do.
- I can play a simple game common in some Spanish-speaking cultures.

Unit 5: En el baño (In the bathroom)

In this unit, your learners will continue talking about the house and daily activities, as well as expressing needs and feelings.

Unit Can Do Statements:

- I can talk about how I feel.
- I can say it's time to do something.
- I can use phrases that help me tell where something is.
- I can mention something that someone has to do.

Unit 6: En mi cuarto (In my room)

In this unit, your learners will begin to talk about things they do during the day.

Unit Can Do Statements:

- I can mention some activities I do in my house.
- I can talk about where something is in my house.

Unit 7: ¡Vamos a dormir! (Let's sleep!)

In this unit, your learners will begin to talk about what someone else does during the day.

Unit Can Do Statements:

- I can use some phrases that help me tell where an object is.
- I can say whether I want or don't want to do something.
- I can say some things that people do during the day.

Unit 8: Sí, ¡se puede! (Yes, you can!)

In this unit, your learners will practice talking about your home and daily routine.

Unit Can Do Statements:

- I can categorize something as a person, place, or thing.
- I can answer questions and give information about my home and routine, including:
 - making references to time (what time of day it is, what time it is, at what time I do something, that it is time to do something)
 - describing what my house is like
 - talking about some foods and drinks I like or don't like
 - telling how I feel
 - expressing that I need, want, or have to do something related to my daily activities
 - talking about my daily activities, describing where an object is

Stories Level D : Welcome to the Farm

Unit 1: Bienvenidos a la granja (Welcome to the farm)

In this unit, learners will begin to talk about weather, clothing, and outdoor life on a farm.

Unit Can Do Statements:

- I can begin to talk about the clothes I have.
- I can describe good, sunny weather.
- I can mention something I'm going to do.
- I can count objects up to fifty.

Unit 2: La mariposa en la tempestad (The Butterfly in the Storm)

In this unit, learners will explore the weather and clothing of fall as they are introduced to the monarch butterfly migration.

Unit Can Do Statements:

- I can describe windy weather.
- I can mention appropriate clothes to wear in fall.
- I can use *debes* to suggest that someone do a common activity.
- I can show on a map the destination in Mexico of the monarch butterfly migration

Unit 3: Hace fresco en el Día de Muertos (It's cool on the Day of the Dead)

In this unit, children will learn more ways to talk about weather, clothing, and activities in the context of the Mexican celebration known as the Day of the Dead.

Unit Can Do Statements:

- I can begin to count objects up to one hundred.
- I can say that I go, stay at, and return to a place.
- I can say whether something is close or far, north or south.
- I can say what clothes I need for a few different types of weather.
- I can identify several farm animals and the sounds they make.

Unit 4: Hace frío en el invierno (It's cold in the winter)

In this unit, children will learn more ways to talk about weather, clothing, and activities in the context of winter. They will begin to talk about getting hurt.

Unit Can Do Statements:

- I can say what clothes I need for different types of weather.
- I can begin to tell someone what's wrong when I'm hurt or sick.
- I can use some frequency words to mention how often something happens.

Unit 5: Lluvia en la primavera (Rain in the spring)

In this unit, children will learn more ways to talk about weather, clothing, and activities in the context of spring. They will begin to talk about what is better and best.

Unit Can Do Statements:

- I can mention several parts of the body.
- I can describe rainy weather.
- I can mention clothing needed for different kinds of weather.
- I can begin to use the word *mejor* to say that something is better.
- I can use the phrase *me siento* to say how I feel.

Unit 6: Llegó el verano (Summer arrived)

In this unit, children will continue talking about weather, clothing, food, and activities in the context of the summer season.

Unit Can Do Statements:

- I can talk about what I eat for lunch.
- I can mention some facts about summer, such as weather, clothing, and activities.
- I can give my opinion on which item of a set is the best one.

Unit 7: El festival de globos (The balloon festival)

In this unit, children will learn more ways to talk about weather, clothing, feelings, and activities in the context of a balloon festival.

Unit Can Do Statements:

- I can say whether something is on the left or the right.
- I can tell someone what hurts when I don't feel well.
- I can say what I want for dinner.
- I can describe what clothes I need for a hot summer day.

Unit 8: Sí, ¡se puede! (Yes, you can!)

In this unit, children will complete Level D by putting together all they have learned to talk about, including seasons, weather, clothing, parts of the body, and farm animals and activities.

Unit Can Do Statements:

- I can use connecting words to put a story in order.
- I can talk about how I am, including saying when something hurts.
- I can use basic phrases to talk about farm animals.
- Using simple phrases and sentences, I can talk about what I do and wear in particular weather/seasons.